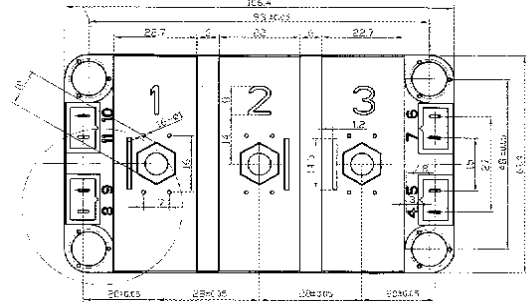
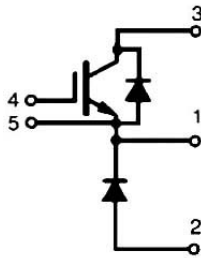



SDI150N12

NPT IGBT Modules

Dimensions in mm (1mm = 0.0394")



Absolute Maximum Ratings

$T_c = 25^\circ\text{C}$, unless otherwise specified

Symbol	Conditions	Values	Units
IGBT			
V_{CES}		1200	V
I_C	$T_c = 25(80)^\circ\text{C}$	150(110)	A
I_{CRM}	$T_c = 25(80)^\circ\text{C}$, $t_P = 1\text{ms}$	300(220)	A
V_{GES}		± 20	V
$T_{Vj}, (T_{stg})$	$T_{OPERATION} \leq T_{stg}$	$-40 \dots +150(125)$	$^\circ\text{C}$
V_{isol}	AC, 1min	2500	V
Inverse Diode			
$I_F = -I_C$	$T_c = 25(80)^\circ\text{C}$	150(100)	A
I_{FRM}	$T_c = 25(80)^\circ\text{C}$, $t_P = 1\text{ms}$	300(220)	A
I_{FSM}	$t_P = 10\text{ms}$; sin.; $T_j = 150^\circ\text{C}$	1100	A
Freewheeling diode			
$I_F = -I_C$	$T_c = 25(80)^\circ\text{C}$	200(135)	A
I_{FRM}	$T_c = 25(80)^\circ\text{C}$, $t_P = 1\text{ms}$	300(220)	A
I_{FSM}	$t_P = 10\text{ms}$; sin.; $T_j = 150^\circ\text{C}$	1450	A

SDI150N12

NPT IGBT Modules

Characteristics

$T_c = 25^\circ\text{C}$, unless otherwise specified

Symbol	Conditions	min.	typ.	max.	Units
IGBT					
$V_{GE(th)}$	$V_{GE} = V_{CE}$, $I_c = 4\text{mA}$	4.5	5.5	6.5	V
I_{CES}	$V_{GE} = 0$; $V_{CE} = V_{CES}$; $T_j = 25(125)^\circ\text{C}$		0.1	0.3	mA
$V_{CE(TO)}$	$T_j = 25(125)^\circ\text{C}$		1.4(1.6)	1.6(1.8)	V
r_{CE}	$V_{GE} = 15\text{V}$, $T_j = 25(125)^\circ\text{C}$		11(15)	14(19)	$\text{m}\Omega$
$V_{CE(sat)}$	$I_c = 100\text{A}$; $V_{GE} = 15\text{V}$; chip level		2.5(3.1)	3(3.7)	V
C_{ies}	under following conditions		6.5	8.5	
C_{oes}	$V_{GE} = 0$, $V_{CE} = 25\text{V}$, $f = 1\text{MHz}$		1	1.5	nF
C_{res}			0.5	0.6	
L_{CE}				20	nH
R_{CC+EE}	res., terminal-chip $T_c = 25(125)^\circ\text{C}$		0.35(0.5)		$\text{m}\Omega$
$t_{d(on)}$	under following conditions: $V_{CC} = 600\text{V}$, $I_c = 100\text{A}$		160	320	ns
t_r	$R_{Gon} = R_{Goff} = 6.8\Omega$, $T_j = 125^\circ\text{C}$		80	160	ns
$t_{d(off)}$	$V_{GE} = \pm 15\text{V}$		400	520	ns
t_f			70	100	ns
$E_{on}(E_{off})$			13(11)		mJ
Inverse Diode under following conditions:					
$V_F = V_{EC}$	$I_F = 100\text{A}$; $V_{GE} = 0\text{V}$; $T_j = 25(125)^\circ\text{C}$		2(1.8)	2.5	V
$V_{(TO)}$	$T_j = 125^\circ\text{C}$			1.2	V
r_T	$T_j = 125^\circ\text{C}$		8	11	$\text{m}\Omega$
I_{RRM}	$I_F = 100\text{A}$; $T_j = 25(125)^\circ\text{C}$		35(50)		A
Q_{rr}	$di/dt = \text{A/us}$		5(14)		μC
E_{rr}	$V_{GE} = V$				mJ
FWD under following conditions:					
$V_F = V_{EC}$	$I_F = 100\text{A}$; $V_{GE} = 0\text{V}$; $T_j = 25(125)^\circ\text{C}$		1.85(1.6)	2.2	V
$V_{(TO)}$	$T_j = 125^\circ\text{C}$			1.2	V
r_T	$T_j = 125^\circ\text{C}$		5	7	$\text{m}\Omega$
I_{RRM}	$I_F = 100\text{A}$; $T_j = 25^\circ\text{C}$		40(65)		A
Q_{rr}	$di/dt = \text{A/us}$		5(15)		μC
E_{rr}	$V_{GE} = V$				mJ
Thermal Characteristics					
$R_{th(j-c)}$	per IGBT			0.15	K/W
$R_{th(j-c)D}$	per Inverse Diode			0.3	K/W
$R_{th(j-c)FD}$	per FWD			0.25	K/W
$R_{th(c-s)}$	per module			0.038	K/W
Mechanical Data					
M_s	to heatsink M6	3		5	Nm
M_t	to terminals M6	2.5		5	Nm
w				325	g